

VILLAGE OF PORT CLEMENTS

BY-LAW NO. 61

A BY-LAW FOR THE VILLAGE OF PORT CLEMENTS RESPECTING  
THE ANNUAL BUDGET FOR THE YEAR 1978

The Council of the Village of Port Clements in open meeting assembled, enacts as follows:

(i) Schedules "A" and "B" attached hereto and made part of this By-law is hereby adopted and is the Annual Budget of the Village of Port Clements for the year ending December 31st, 1978.


(ii) This By-law may be cited for all purposes as "Village of Port Clements Annual Budget By-law No. 61, 1978".


READ A FIRST TIME THIS 1st day of May , 1978.

READ A SECOND TIME THIS 1st day of May , 1978.


READ A THIRD TIME THIS 1st day of May , 1978.

RECONSIDERED AND FINALLY ADOPTED THIS 8th day of May , 1978.


  
MAYOR

  
CLERK

Certified a true copy of  
By-law No. 61 of the Village  
of Port Clements, cited as  
"Village of Port Clements  
Annual Budget By-law No. 61,  
1978".

  
CLERK

*61*  
A true copy of By-Law No. 61  
registered in the office of the Inspector  
of Municipalities this 19th day of  
May 1978.

  
Deputy Inspector of Municipalities

Schedule "A"

VILLAGE OF PORT CLEMENTS

1978 Annual Budget  
with comparison to 1978 Provisional Budget.

	<u>1978 Provisional Budget</u>	<u>1978 Annual Budget</u>
<u>REVENUE</u>		
<u>Taxation</u>		
Debt purposes - By-law No. 56 (5.70 mills)	N/A	2,656.
General Purposes (35.32 mills)	16,292.	16,470.
B.C. Assessment (1.445 mills)	799.	741.
Skeena Queen Charlotte Regional District	492.	889.
Skeena Queen Charlotte Regional Hospital	1,768.	780.
Municipal Finance Authority (.018 mills)	13.	09.
Business Licences	700.	700.
<u>Grants In-lieu of Taxes</u>		
Provincial In-lieu	1,000.	1,000.
Federal In-lieu	3,000.	3,000.
B.C. Telephone	143.	143.
B.C. Hydro	N/A	69.
<u>Education</u>		
School District No. 50 Taxes	30,758.	31,789.
<u>Government Grants</u>		
Per Capita Grant	13,842.	13,842.
Resource Grant	50,686.	50,686.
<u>Surplus From Previous Years</u>		
Rentals	3,000.	3,000.
<u>Utilities</u>		
User Rates - Water and Sewer (2232) (1116)	3,348.	3,348.
 TOTAL REVENUE	 <u>141,106.</u>	 <u>144,387.</u>

## VILLAGE OF PORT CLEMENTS

1978 Annual Budget  
with comparison to 1978 Provisional Budget.

	<u>1978</u>	<u>1978</u>
<u>EXPENDITURES</u>	<u>Provisional</u>	<u>Annual</u>
<u>General Government</u>	<u>Budget</u>	<u>Budget</u>
Salaries and Wages	22,000.	37,000.
Auditing and Accounting Assistance	2,500.	2,500.
Postage	400.	400.
Office Supplies	2,000.	2,000.
Rental - Office Equipment	NIL	2,000.
Telephone	1,500.	1,500.
Insurance	3,000.	3,000.
Lights	450.	450.
Payroll Costs:	1,900.	1,900.
	<u>1978</u>	
U.I.C.	500.	
C.P.P.	400.	
W.C.B.	1,000.	
Heating	450.	450.
Election Expense	500.	500.
Bank Charges	100.	100.
	<u>3,000.</u>	<u>3,000.</u>
<u>Tray</u>		
<u>Protective Services</u>		
By-Law No. 56 (Five Year Fire Truck)	2,655.	2,655.
Street Lighting	2,500.	2,500.
Dock Lighting	300.	300.
	<u>4,620.</u>	<u>4,620.</u>
<u>Fire Department</u>	<u>1978</u>	
Heat	900.	
Telephone	820.	
Lights	500.	
Repairs and		1,000.
Maintenance		
Small Tools	500.	
and Supplies	500.	
Travel Expense	900.	
		<u>1,000.</u>
<u>Transportation</u>		
Roads, Culverts, Signs, etc.	1,000.	1,000.
<u>Community Services</u>		
Water ans Sewer Maintenance	2,000.	2,000.
Garbage Dump	2,000.	2,000.
Parks and Recreation	5,000.	5,000.
Donations	500.	500.
Community Hall - Utilities	1,500.	1,500.
Community Hall - Repairs and maintenance	1,000.	1,000.
<u>Transfer to Other Governments</u>		
Municipal Finance Authority (.018 mills)	13.	09.
Skeena Queen Charlotte Regional District	492.	889.
Skeena Queen Charlotte Regional Hospital	1,768.	780.
B.C. Assessment Authority (1.445 mills)	799.	741.
School District No. 50 Tax Levy (55.100 mills)	30,758.	31,789.
<u>Fiscal Services</u>		
Transfer to Capital Reserve Fund	25,517.	25,517.
Excess of Revenue Over Expenditures	20,884.	6,787.
	<u>141,106.</u>	<u>144,387.</u>