

VILLAGE OF PORT CLEMENTS
BY-LAW NO. 212

A By-Law of the Village of Port Clements
Respecting the Annual Budget for 1990.

The Council for the Village of Port Clements in open meeting assembled, enacts as follows:

1. Schedules "A", "B", "C", and "D" attached hereto and made part of this by-law are hereby adopted and comprises the Annual Budget for the Village of Port Clements for the year ending December 31, 1990.
2. This by-law may be cited for all purposes as the "Annual Budget By-Law No. 212, 1990".


READ A FIRST TIME THIS 7th OF MAY, 1990.


READ A SECOND TIME THIS 7th OF MAY, 1990.


READ A THIRD TIME THIS 7th OF MAY, 1990.

RECONSIDERED AND FINALLY ADOPTED THIS 15th OF MAY, 1990.


G. Johnson
Mayor


J. Efralmsson
Clerk Treasurer


Clerk Treasurer.
Certified a true copy of
Village of Port Clements
Annual Budget By-Law No. 212, 1990.

*A true copy of By-Law No. 212
registered in the office of the Inspector
of Municipalities this 31st day of
May, 1990.*

Deputy Inspector of Municipalities

SCHEDULE A

GENERAL REVENUE FUND, 1990

EXPENDITURES:

| | |
|-------------------------------|---------------|
| General Government | \$ 125766 |
| Transportation | 36368 |
| Protective Services | 15124 |
| Environmental Planning | 75067 |
| Recreation and Culture | 42015 |
| Fiscal Services and Transfers | <u>186912</u> |
| TOTAL EXPENDITURES | \$ 483252 |

REVENUES:

| | |
|--------------------------------|---------------|
| Municipal Tax (Gen/Debt) | \$ 68410 |
| Grants in Lieu of Taxes | 9749 |
| Sales of Services | 29135 |
| Miscellaneous Revenues | 48731 |
| Grants (Provincial) | 186119 |
| Collections for Other Agencies | <u>141108</u> |
| TOTAL REVENUES: | \$ 483252 |

SCHEDULE B
WATER UTILITY FUND, 1990

REVENUES:

| | |
|------------------------------|------------------|
| User Charges | \$ 34240 |
| Gov't Assistance | 33398 |
| Frontage Tax | 46287 |
| Hookups | 100 |
| Interest + Service Charges | 719 |
| Study Grants | 8030 |
| Transfer (Land Sale Reserve) | <u>45000</u> |
| TOTAL REVENUES: | \$ 167774 |

EXPENDITURES:

| | |
|----------------------------|------------------|
| Utilities | \$ 9898 |
| Maintenance (X contract) | 19064 |
| Casual Labour | 6500 |
| Admin Time and Supplies | 1500 |
| Equipment and Supplies | 6860 |
| Legal and Audit | 500 |
| Short Term Interest | 2000 |
| Debenture Payments | 73322 |
| Miscellaneous | 100 |
| Water Study | 3030 |
| Ozonator (New System) | 35000 |
| Piggling | <u>10000</u> |
| TOTAL EXPENDITURES: | \$ 167774 |

SCHEDULE C
SEWER FACILITY FUND, 1990

| REVENUES: | |
|------------------------------|------------------|
| User Charges | \$ 22640 |
| Prov Govt Assistance | 78641 |
| Frontage Tax | 39640 |
| Hookups | 50 |
| Interest and Service Charges | 37 |
| TOTAL REVENUES: | \$ 141008 |

| EXPENDITURES | |
|--------------------------|------------------|
| Utilities | \$ 2903 |
| Maintenance (% contract) | 9532 |
| Short Term Interest | 3243 |
| Admin Time and Supplies | 1500 |
| Equipment and Supplies | 1500 |
| Legal and Audit | 500 |
| Casual Labour | 3500 |
| Debenture Payments | 112630 |
| Miscellaneous | 2700 |
| Sewer Pump (#2) | 3000 |
| TOTAL REVENUES: | \$ 141008 |

SCHEDULE D
GENERAL REVENUE FUND, 1990

EXPENDITURES:

| | | |
|--------------------------------|------------|--|
| General Government | \$ 37308 | |
| Share of Administration | 1500 | |
| Superannuation | 3340 | |
| Employee Benefits | 1500 | |
| Casual | 7110 | |
| Challenge 90 | 1590 | |
| Office Maint. (% contract) | 520 | |
| Building Supplies | 1115 | |
| Custodial | 5570 | |
| Office Equipment | 1200 | |
| Office Furniture | 5655 | |
| Office Supplies | 5409 | |
| Office Utilities | 8283 | |
| Insurance | 2500 | |
| Elections | 27000 | |
| Audit and Legal | 525 | |
| Bank Charges | 1061 | |
| Advertising | 7800 | |
| Travel/Accom. (Council) | 2200 | |
| Travel/Accom. (Admin.) | 1000 | |
| Training (Admin.) | 1680 | |
| Dues + Donations | 1500 | |
| Newsletter | 400 | |
| Miscellaneous | <u>400</u> | |
| Total General Government | \$ 125766 | |
| | | |
| Transportation | \$ 1080 | |
| Share (Admin Cost) | 2383 | |
| Street Signs (% contract) | 1000 | |
| Two sided Street Signs | 2383 | |
| Ditches (% contract) | 5000 | |
| Ditches (casual lbr/materials) | 3000 | |
| Snow Removal | 4000 | |
| Streets | 8815 | |
| Street Lights | 4766 | |
| Wharf (% contract) | 2341 | |
| Wharf Utilities | 1260 | |
| Supplies | 240 | |
| Municipal Equipment O/M | <u>100</u> | |
| Miscellaneous | | |
| Total Transportation | \$ 36368 | |
| | | |
| Protective | | |
| Share (Admin Cost) | \$ 800 | |
| Fire Hall Maint (% contract) | 794 | |
| Fire Hall Custodial | 471 | |
| Fire Training | 1200 | |
| Licences/Insurance | 1530 | |
| Utilities | 4509 | |
| Supplies + Equip. Maint | 2330 | |
| Inspector | 800 | |
| Emergency Lights/Exits/Equip. | 2000 | |
| Miscellaneous | <u>690</u> | |
| Total Protective | \$ 15124 | |

SCHEDULE C
SEWER FACILITY FUND, 1990

REVENUES:

| | |
|------------------------------|-------------------|
| User Charges | \$ 22640 |
| Prov Govt Assistance | 78641 |
| Frontage Tax | 39640 |
| Hookups | 50 |
| Interest and Service Charges | 37 |
| TOTAL REVENUES: | <u> </u> |

\$ 141008

EXPENDITURES

| | |
|--------------------------|-------------------|
| Utilities | \$ 2903 |
| Maintenance (% contract) | 9532 |
| Short Term Interest | 3243 |
| Admin Time and Supplies | 1500 |
| Equipment and Supplies | 1500 |
| Legal and Audit | 500 |
| Casual Labour | 3500 |
| Debenture Payments | 112630 |
| Miscellaneous | 2700 |
| Sewer Pump (#2) | 3000 |
| TOTAL REVENUES: | <u> </u> |

\$ 141008

SCHEDULE D
GENERAL REVENUE FUND, 1990

EXPENDITURES:

| | | |
|--------------------------------|----|------------|
| General Government | | |
| Share of Administration | \$ | 37308 |
| Superannuation | | 1500 |
| Employee Benefits | | 3340 |
| Casual | | 1500 |
| Challenge 90 | | 7110 |
| Office Maint. (% contract) | | 1590 |
| Building Supplies | | 520 |
| Custodial | | 1115 |
| Office Equipment | | 5570 |
| Office Furniture | | 1200 |
| Office Supplies | | 5655 |
| Office Utilities | | 5409 |
| Insurance | | 8283 |
| Elections | | 2500 |
| Audit and Legal | | 27000 |
| Bank Charges | | 525 |
| Advertising | | 1061 |
| Travel/Accom. (Council) | | 7800 |
| Travel/Accom. (Admin.) | | 2200 |
| Training (Admin.) | | 1000 |
| Dues + Donations | | 1680 |
| Newsletter | | 1500 |
| Miscellaneous | | <u>400</u> |
| Total General Government | \$ | 125766 |
| | | |
| Transportation | | |
| Share (Admin Cost) | \$ | 1080 |
| Street Signs (% contract) | | 2383 |
| Two sided Street Signs | | 1000 |
| Ditches (% contract) | | 2383 |
| Ditches (casual lbr/materials) | | 5000 |
| Snow Removal | | 3000 |
| Streets | | 4000 |
| Street Lights | | 8815 |
| Wharf (% contract) | | 4766 |
| Wharf Utilities | | 2341 |
| Supplies | | 1260 |
| Municipal Equipment O/M | | 240 |
| Miscellaneous | | <u>100</u> |
| Total Transportation | \$ | 36368 |
| | | |
| Protective | | |
| Share (Admin Cost) | \$ | 800 |
| Fire Hall Maint (% contract) | | 794 |
| Fire Hall Custodial | | 471 |
| Fire Training | | 1200 |
| Licences/Insurance | | 1530 |
| Utilities | | 4509 |
| Supplies + Equip. Maint | | 2330 |
| Inspector | | 800 |
| Emergency Lights/Exits/Equip. | | 2000 |
| Miscellaneous | | <u>690</u> |
| Total Protective | \$ | 15124 |

Schedule D Cont'd

| | | |
|-------------------------------|------------|----------|
| Environmental Planning | | |
| Share (Admin Cost) | \$ 4884 | |
| Dump Development | 6000 | |
| Dump Maintenance (X contract) | 2383 | |
| Dump Maint. (Casual) | 7200 | |
| Planning/Zoning | 6000 | |
| Comp. Dev't Plan | 40000 | |
| EDAC (secretarial) | 4500 | |
| Engineering | 4000 | |
| Miscellaneous | <u>100</u> | |
| Total Env. Planning | | \$ 75067 |

| | | |
|--------------------------------|-------------|----------|
| Recreation and Culture | | |
| Share (Admin Cost) | \$ 1600 | |
| Comm. Hall Maint. (X contract) | 1430 | |
| Comm Hall Custodial | 2879 | |
| Comm Hall Utilities | 5484 | |
| Comm Hall Equipment/Supplies | 600 | |
| Cub Hall Maint. (X contract) | 794 | |
| Cub Hall Custodial | 588 | |
| Cub Hall Utilities | 450 | |
| Cub Hall Equip + Supplies | 150 | |
| Library Custodial | 178 | |
| Parks Playfield (X contract) | 2383 | |
| Parks Utilities | 204 | |
| Parks/Field Const'n + Suppl. | 2300 | |
| Rec. Commission | 7875 | |
| TV Grant | 11000 | |
| Museum Grant | 1500 | |
| Miscellaneous | 100 | |
| Canada Day Celebrations | <u>2500</u> | |
| Total Rec/Culture | | \$ 42015 |

| | | |
|-----------------------------|-------------|----------|
| Fiscal | | |
| Share Admin | \$ 4500 | |
| Debenture Pmts (Fire Truck) | 4904 | |
| Short Term Interest | <u>2730</u> | |
| | | \$ 12134 |
| Capital | | |
| Fire Dept. Equip. | \$ 5250 | |
| Computer System + Hardware | 26000 | |
| Fire Filling Cabnt/Shelves | 3720 | |
| Industrial Vacuum Cleaner | <u>700</u> | |
| Total Capital | | \$ 35670 |

| | | |
|--------------------------------|-------------|-----------|
| Collections for Other Agencies | | |
| MFA | \$ 15 | |
| SGRD | 10144 | |
| Regional Hospital | 3410 | |
| School Dist Residential | 87761 | |
| Non-Residential School | 32312 | |
| BCAA | 2727 | |
| Skeena Union Board of Health | 187 | |
| Library | <u>4552</u> | |
| Total Collections | | \$ 141108 |
| TOTAL EXPENDITURES: | | \$ 483252 |

Schedule D Cont'd

REVENUES:

| | | |
|--------------------------------|--------------|-------------|
| Municipal Taxes: | | |
| General Purpose | | \$ 63506 |
| Debt | | <u>4904</u> |
| Total Municipal Taxes: | | \$ 68410 |
| Grants in Lieu | | |
| Federal | \$ 2458 | |
| Provincial | 3828 | |
| B.C. Tel | 315 | |
| B.C. Hydro | <u>3148</u> | |
| Total Grants in Lieu | | \$ 9749 |
| Sales of Service | | |
| Wharfage | \$ 11550 | |
| Building Rentals | 10500 | |
| Photocopies | 1900 | |
| Dispatch | 4085 | |
| Fax | 1000 | |
| Equipment Rentals | <u>100</u> | |
| Total Sales of Service | | \$ 29135 |
| Miscellaneous Revenues | | |
| Business Licenses | \$ 1600 | |
| Interest | 1575 | |
| Penalties | 5775 | |
| Permits | 440 | |
| Sandpitt Revenue | 641 | |
| Sale of Village Wood | 2000 | |
| Transfer (Land Sale Reserve) | 26000 | |
| Miscellaneous | 700 | |
| Compensation Payments | <u>10000</u> | |
| Total Miscellaneous Revenues: | | \$ 48731 |
| Grants (Prov.) | | |
| Basic | \$ 100000 | |
| Unconditional | 34615 | |
| Conditional | 13430 | |
| Comp Devt Plan Grant | 30000 | |
| Challenge 90 Grant | 5574 | |
| Canada Day | <u>2500</u> | |
| Total Grants | | \$ 186119 |
| Collections for Other Agencies | | |
| MFA | \$ 15 | |
| SQCRD | 10144 | |
| Regional Hosp. | 3410 | |
| School Dist Res. | 87761 | |
| Non-Res School | 32312 | |
| BCAA | 2727 | |
| Skeena Union Brd Health * | 187 | |
| Library (VIRL) * | <u>4552</u> | |
| Total Other Agency Taxes | | \$ 141108 |
| TOTAL REVENUES: | | \$ 483252 |

* Note: SUBH and VIRL levies will be collected through the Municipal General Purpose Tax.